



### District Report Card: 2017


<b>State:</b> Meghalaya	<b>District:</b> West Garo Hills
<b>Class:</b> 5	<b>Subject:</b> Language
<b>Schools:</b> 55	<b>Students:</b> 678


### Participation/Coverage


#### Students

<b>GENDER</b> 	Boys		Girls	
	Number	%	Number	%
	257	37.91	421	62.09

<b>AREA</b> 	Rural		Urban	
	Number	%	Number	%
	431	63.57	247	36.43

<b>CATEGORY</b> 	SC		ST		OBC		GEN	
	Number	%	Number	%	Number	%	Number	%
	8	1.18	492	72.57	8	1.18	170	25.07

<b>CWSN</b> 	LD	VI	HI	S&LD	ID	Oth
	1	1	0	0	1	1

<b>Management</b> 	Government		Government-aided	
	Number	%	Number	%
	345	50.88	333	49.12

### Average Performance of Students in Language (%)

Overall	Gender		Area		Management		Social Group			
	Male	Female	Rural	Urban	Govt.	Aided	SC	ST	OBC	GEN
51.20	51.85	50.80	49.62	53.95	54.18	48.11	60.00	49.88	45.83	54.86

## Performance on Learning Outcomes (LOs)

Learning Outcomes	Description	Average Performance(%)
L504	Reads and comprehends independently storybooks, news items/ headlines, advertisements etc.	50.09
L508	Reads text with comprehension, locates details and sequence of events	51.76

Range of Performance of Students who Answered Correctly							
Below 30%		30% - 50%		50% - 75%		Above 75%	
Number	%	Number	%	Number	%	Number	%
111	16.37	238	35.10	231	34.07	98	14.45

## Lowest Performing Learning Outcomes (LOs)

- 1 - Reads and comprehends independently storybooks, news items/ headlines, advertisements etc. (50.09)
- 2 - Reads text with comprehension, locates details and sequence of events (51.76)